

Loading Information A-Class (W177) for:

(temporary extension of Operations Manual)

- ROAD TRANSPORTATION
- RAIL TRANSPORTATION
- MARITIME TRANSPORTATION



Mercedes-Benz

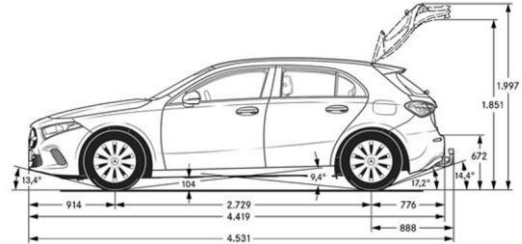
INITIAL SITUATION:

english

The A-Class in its current configuration (W177) has a customer-friendly, soft suspension. Especially during the loading process onto truck, rail or during transportation, the vehicle needs to be handled with care to ensure high quality standards.

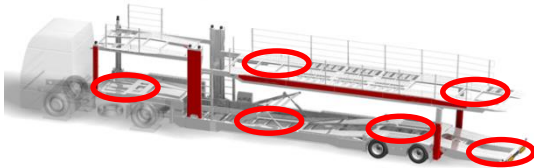
WHICH CARS I NEED TO PAY ATTENTION TO?

A-CLASS (W177)



WHERE DO I HAVE TO PAY ATTENTION DURING THE LOADING?

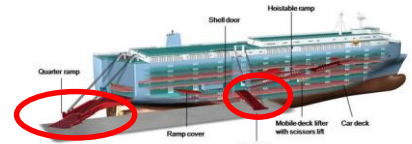
1 Truck



2 Rail



3 Ro-Ro Vessel



HOW DO I PREPARE THE EQUIPMENT?


- Adjust transportation equipment without any offset
- The loading platform has to be free on interfering equipment (e.g. „Stapelbrillen“)
- Level cavities
- Use flat angles



WHICH PARTS NEED TO BE OBSERVED?

- Driving over elevated areas (e.g. above axis) needs to be done carefully, watch out for the following parts:

1 BUMPER



2 UNDERBODY



3 SIDE SKIRTS



NOTE

- In case of using subcontractors, it has to be ensured, that all relevant information has been transmitted.
- Every damage has to be documented immediately (e.g. by using Q.DOME)